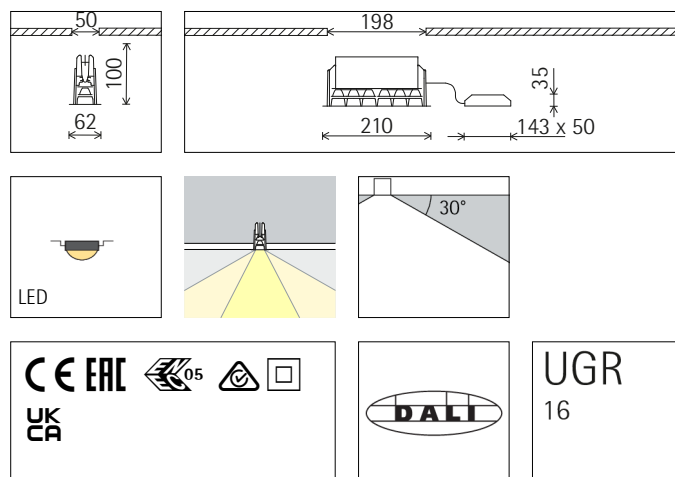



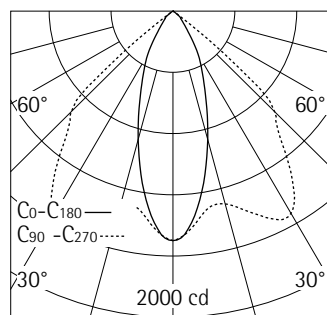
with silver louvre



86853.000 White (RAL9002)
LED module: 18.6W 1786lm 3000K
warm white
DALI-2
Version 2
Covered mounting detail
Lens system, oval flood

Product description

Product description
Housing: aluminium profile, designed as heat sink, with connection cable L 500mm.
Mounting frame: polymer, white (RAL9002). Fixing springs for ceiling thicknesses of 1-40mm.
4-pole terminal block.
Includes ERCO DALI control gear.
LED module: high-power LEDs.
Lens system made of optical polymer.
Louvre: polymer, aluminium vaporised, silver, highly specular.
Cut-off angle 30°.
Min. distance between luminaire and control gear 100mm.
Dimming possible via commercially available push-buttons (Push Dim).
Approved for use as emergency lighting according to IEC / EN 60598-2-22.
Protection Class II
Weight 0.76kg



Beam angle

C_0 35.0°

C90 96.0°

UGR glare evaluation

C_0 16

C90	26
-----	----

Technical data

Luminous flux of the luminaire	1401lm
Connected load	22.0W
Luminaire efficacy	64lm/W
Colour deviation	1.5 SDCM
Colour rendition index	CRI 92
Lumen maintenance (LED manufacturer specifications)	L90/B10 \leq 50000h L90 \leq 100000h
LED failure rate	0.1% \leq 50000h
Dimming range	0.1%-100%
Dimming method	CCR
TLA (Temporal Light Artefacts)	SVM \leq 0.4; PstLM \leq 1
LMF	D
Standby power per control gear	0.4W
Luminaires per circuit breaker B16	155

For your regional contact in the ERCO Sales network click here
www.erco.com/contact

Technical Region: 220-240V 50/60Hz
We reserve the right to make technical
and design changes.
Edition: 09.02.2024
Current version under
www.erco.com/86853.000

Planning data

86853.000	LED module: 18.6W 1786lm 3000K warm white			
Connected load	P: 22.0 W			
Connected load per 100lx	P*: 1.2 W/m ²			
Number of luminaires per 100lx	n*: 6.5 1/100m ²			

86853.000	LED module: 18.6W 1786lm 3000K warm white			
Number of luminaires per 100m ² for	100lx	200lx	300lx	500lx
	7	14	20	33

86853.000	LED module: 18.6W 1786lm 3000K warm white			
Module (m)	1.2x1.8	1.8x1.8	1.8x2.4	2.4x2.4
Illuminance E _n (lx) for module (m)	709	473	355	266

Correction table

Ceiling	0.70	0.70	0.70	0.50	0
Wall	0.70	0.50	0.20	0.20	0
Floor	0.50	0.20	0.20	0.10	0

k	0.6	84	59	64	58	53
k	1.0	98	76	79	72	67
k	1.5	107	89	90	83	77
k	2.5	113	100	97	90	84
k	3.0	115	104	100	93	86

Melanopic light effect

Art. no.	Spectrum	MR	MDER
86853.000 (direct)	3000K CRI 92	0.53	0.48

MR	Melanopic factor (of luminous radiation) a _{mel,v}
MDER	Melanopic Daylight Efficacy Ratio [gamma] _{mel,v,D65}

Multiplying the illuminance with the melanopic daylight efficacy ratio MDER gives the melanopic equivalent daylight illuminance MEDI. (MEDI Melanopic Equivalent Daylight Illuminance [lx] E_{v, mel, D65} [lx]).

Extract from environmental product declaration

The complete environmental product declaration can be found at: www.erco.com/86853.000

Extrapolation factors of the article											
Lighting output		Manufacturing		Distribution		Installation		Use		EoL	
1821		1.029		0.64		0.786		0.759		0.588	
Benefits and loads											
		1.029									
Parameter	Unit	A1-A3	A4	A5	B6	C1	C2	C3	C4	D	Total, excl. D
Results per functional unit											
GWP	kg CO2-eq.	3.48E00	6.40E-02	1.33E-01	1.07E02	0.00E00	1.81E-03	1.06E-01	1.33E-03	-1.11E00	1.11E02
GWP-biogenic	kg CO2-eq.	-1.68E-01	0.00E00	1.28E-01	0.00E00	0.00E00	0.00E00	0.00E00	0.00E00	0.00E00	-4.00E-02
Results per declared unit											
GWP	kg CO2-eq.	1.63E01	3.00E-01	6.19E-01	4.99E02	0.00E00	8.47E-03	4.97E-01	6.23E-03	-5.19E00	5.17E02
GWP-biogenic	kg CO2-eq.	-7.83E-01	0.00E00	5.98E-01	0.00E00	0.00E00	0.00E00	0.00E00	0.00E00	0.00E00	-1.85E-01
A1-A3	Manufacturing										
A4	Distribution										
A5	Installation										
B6	Use										
C1-C4	End of Life										
D	Benefits and loads										

Planning data

Cleaning (a)	1				2				3			
Ambient conditions	P	C	N	D	P	C	N	D	P	C	N	D
LMF	0.94	0.88	0.82	0.77	0.91	0.83	0.77	0.71	0.89	0.79	0.73	0.65
RSMF	0.99	0.97	0.95	0.92	0.98	0.97	0.95	0.92	0.98	0.97	0.95	0.92
Hours of operation (h)	1000	5000	10000	20000	30000	40000	50000					
LLMF	1.00	0.99	0.98	0.96	0.94	0.92	0.90					
LSF	1	1	1	1	1	1	1					

MF	LMFxRSMFxLLMFxLSF
MF	Maintenance Factor
LMF	Luminaire Maintenance Factor
RSMF	Room Surface Maintenance Factor
LLMF	Lamp Lumens Maintenance Factor
LSF	Lamp Survival Factor
P	Room pure
C	Room clean
N	Room normal
D	Room dirty

Data according to regulations

2019/2020/EU supplemented by 2021/341/EU and 2019/2015/EU supplemented by 2021/340/EU Energy Consumption Labelling Ordinance

This product contains a light source of efficiency class E
Due to thermal and photometric properties as well as to protect electronic components from ESD (electrostatic discharge) the light source cannot be changed by the customer.

ID EPREL: 696782

Model identifier: 3000054559

Download data sheets for control gear and disassembly instructions at www.erco.com/slr

Technical data in accordance with international norms and standards


IEC 60598	Luminaires – Part 1+2: general requirements, specific requirements and tests
IEC 62031	LED modules for general lighting – safety requirements
IEC 62471	Photobiological safety of lamps and lamp systems
EN 13032-4	Light and lighting – measurement and representation of photometric data
CIE 13	Method of measuring and specifying colour rendering properties of light sources

All technical data is subject to industry-standard tolerances.

Also see www.erco.com/erco-led

For explanations of the symbols and abbreviations used and other general information, see www.erco.com/symbols

Accessories

**87153.000**

Mounting frame

For flush mounting of luminaires with ceiling aperture 198x50mm.

Polymer, white (RAL9002). Mounting for ceiling thicknesses of 12.5-25mm.

The recess depth of the luminaire increases by 2mm.

